

Speed graph worksheet

Analyzing basketball plays using decomposition

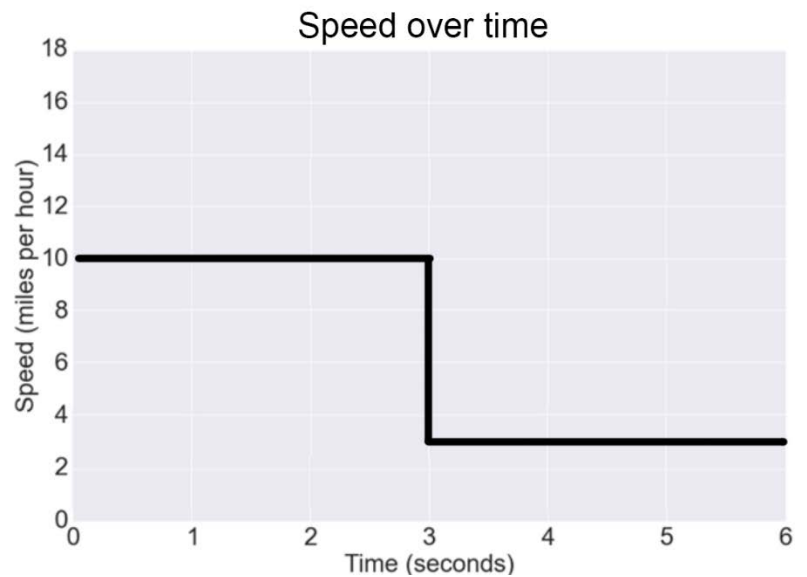
Name: _____

Now that we've analyzed one specific basketball play, you've learned how to use speed graphs to answer questions about players' movements. For each problem below, use the speed graph to answer the questions next to it.

Problem 1

How fast is the player running at time = 2 seconds?

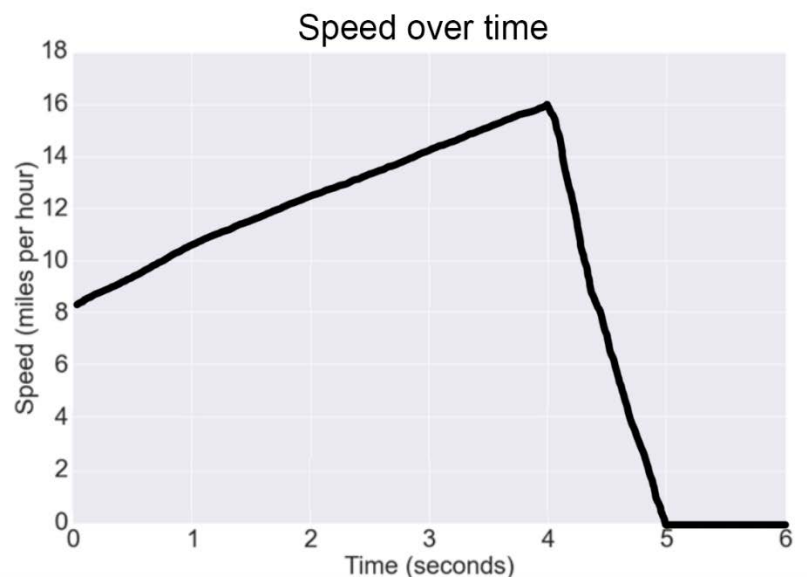
How fast is the player running at time = 4 seconds?



Problem 2

At what time does the player start slowing down?

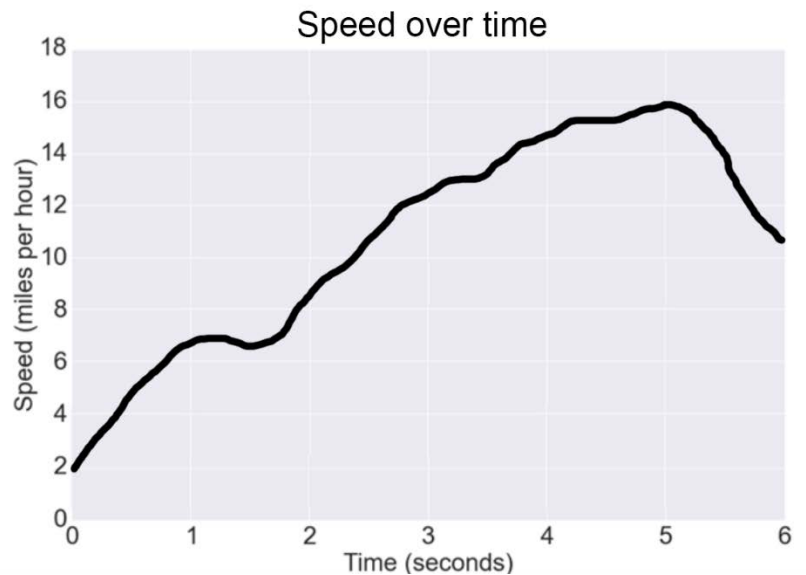
At what time does the player stop moving?



Problem 3

What is the fastest speed this player moves during this play?

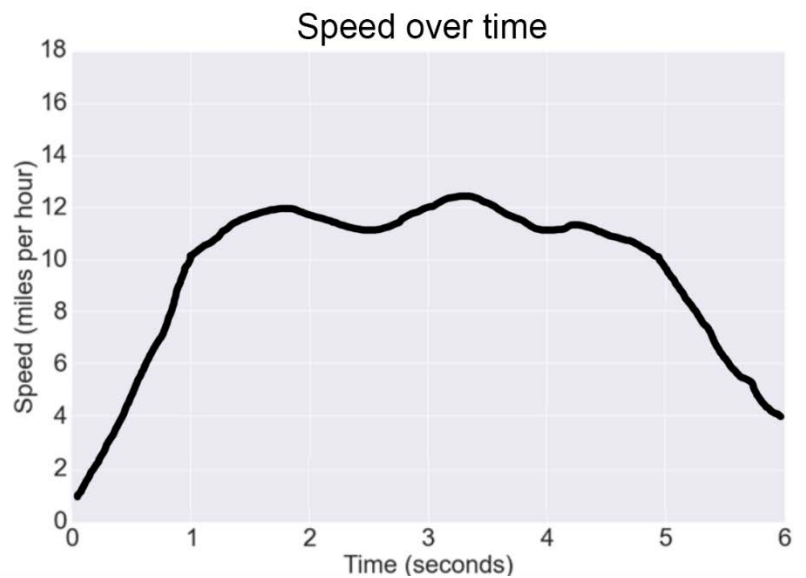
At what time is the player moving that fast?



Problem 4

When does the player first start running ten miles per hour?

For how many seconds is the player running at least ten miles per hour?



Problem 5

For this last problem, instead of analyzing a speed graph, you're going to **draw one**.

Draw a speed graph in which the player starts at rest (zero miles per hour), reaches twelve miles per hour three seconds in, and then slows to five miles per hour at the end of the play (at six seconds).

There are many right answers!

